

Financial Highlights

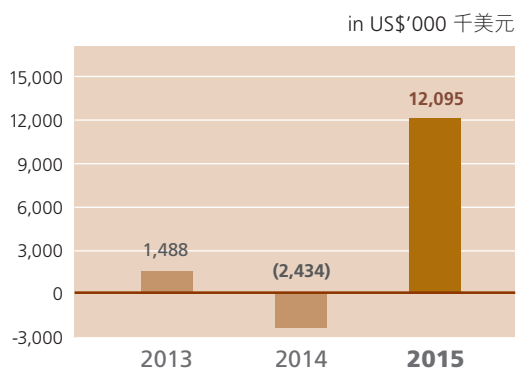
財務摘要

截至十二月三十一日止年度
For the year ended 31 December

		2015 US\$'000 千美元	2014 US\$'000 千美元	Difference 差異
Revenue	收益	327,821	325,627	0.7%
Gross profit	毛利	60,703	44,116	37.6%
Profit/(loss) for the year	本年度溢利/(虧損)	11,830	(2,928)	504%
Profit/(loss) attributable to owners	擁有人應佔溢利/(虧損)	12,095	(2,434)	596.9%
Basic earnings/(loss) per share	每股基本盈利/(虧損)	0.79 US cents美仙	(0.16) US cents美仙	
Diluted earnings/(loss) per share	每股攤薄盈利/(虧損)	0.79 US cents美仙	(0.16) US cents美仙	
Final dividend proposed per share	擬派每股末期股息	0.301 US cents美仙	- US cents美仙	
Total dividends paid and proposed per share	已付及擬派每股股息總額	0.476 US cents美仙	- US cents美仙	

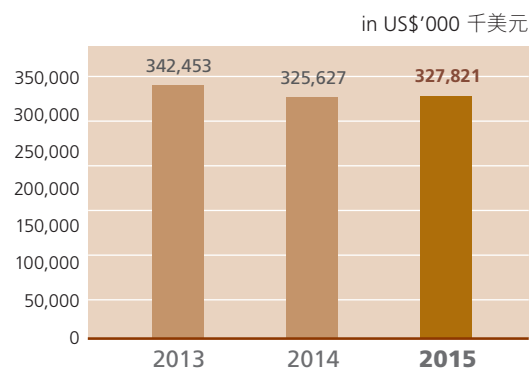
(LOSS)/PROFIT ATTRIBUTABLE TO OWNERS

擁有人應佔(虧損)/溢利



REVENUE

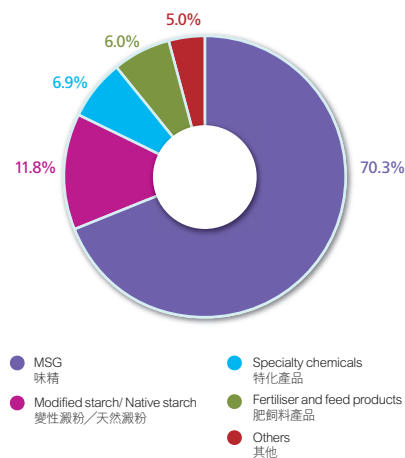
收益



REVENUE BY PRODUCTS

按產品分類之收益

12 months ended 31 Dec 2015
截至二零一五年十二月三十一日止十二個月



REVENUE BY GEOGRAPHIC LOCATION

按地區分類之收益

12 months ended 31 Dec 2015
截至二零一五年十二月三十一日止十二個月

